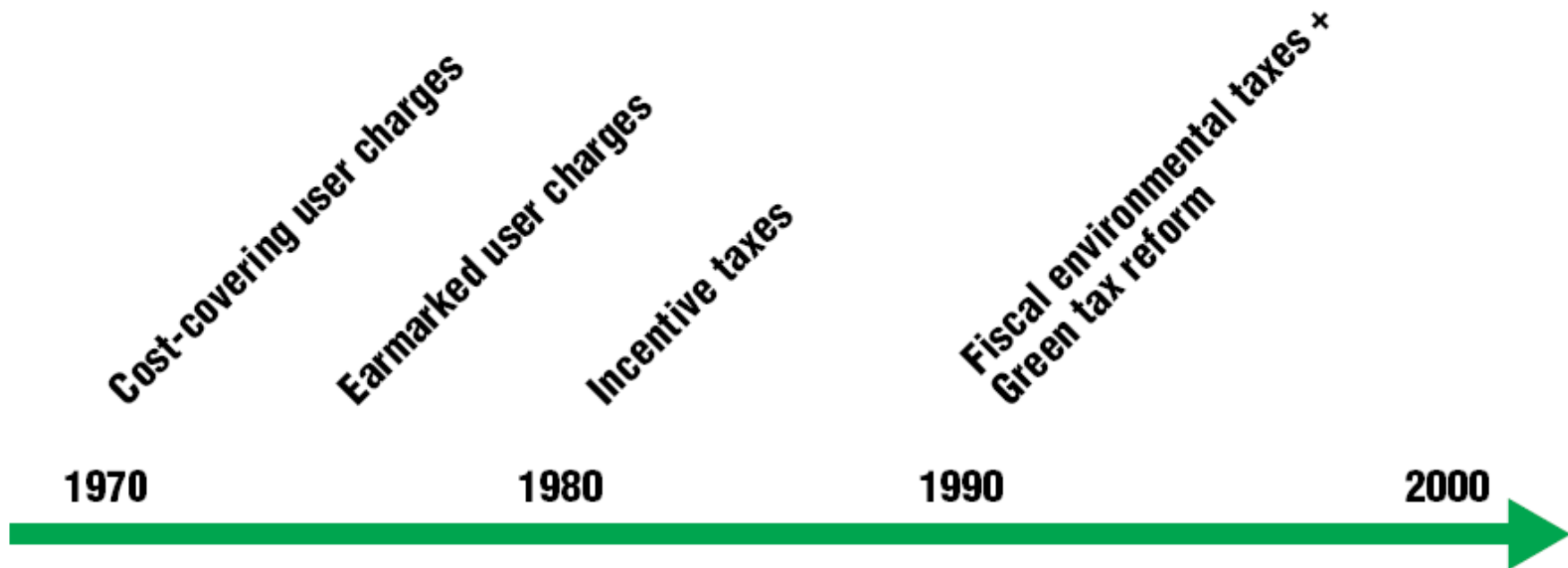


ΟΙ ΠΡΑΣΙΝΟΙ ΦΟΡΟΙ ΣΤΗΝ ΕΥΡΩΠΑΙΚΗ ΕΝΩΣΗ

Η Γενεαλογία της πράσινης φορολογίας



Διάρθρωση της πράσινης φορολογίας στην Ευρωπαϊκή Ένωση

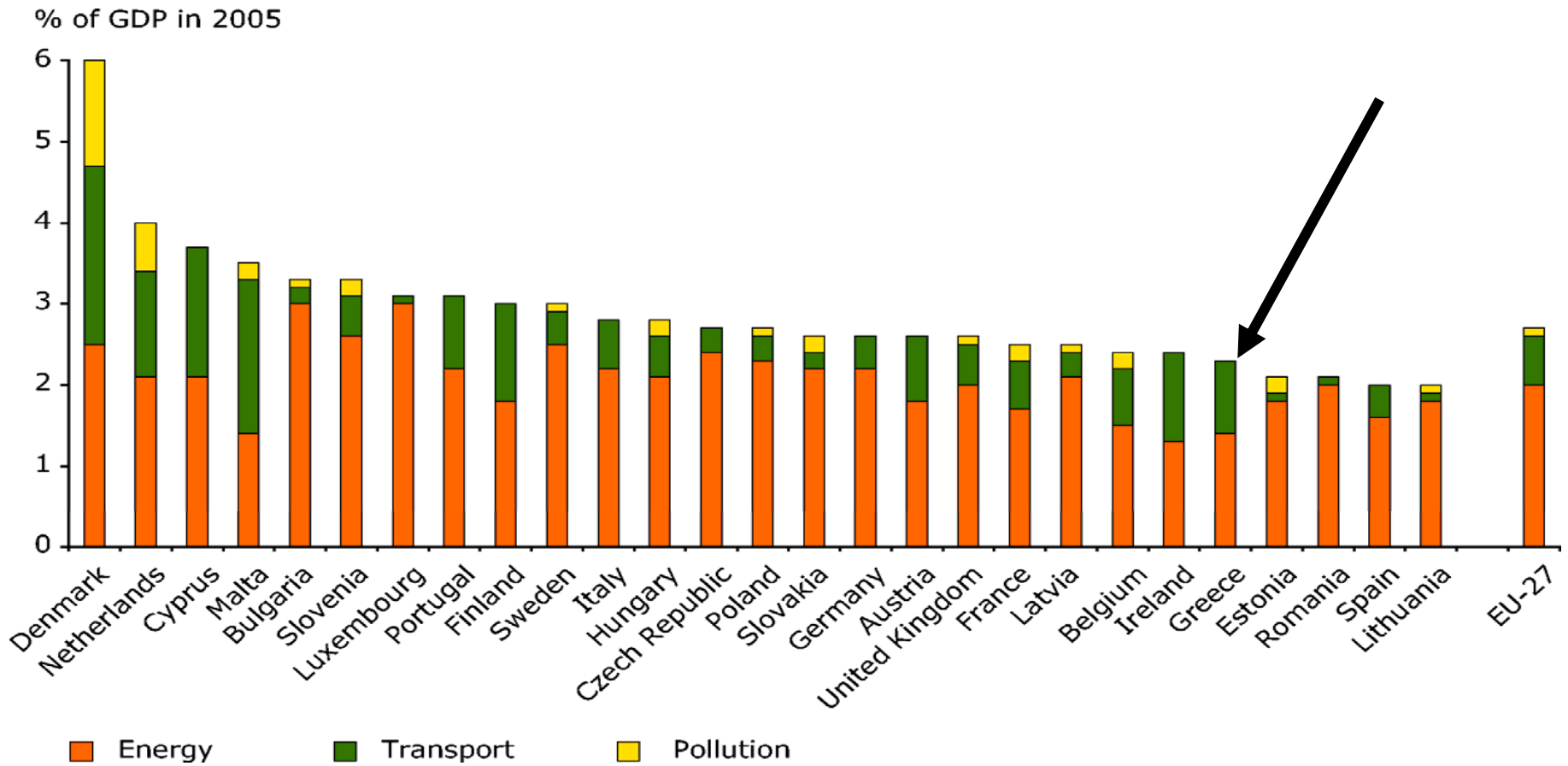
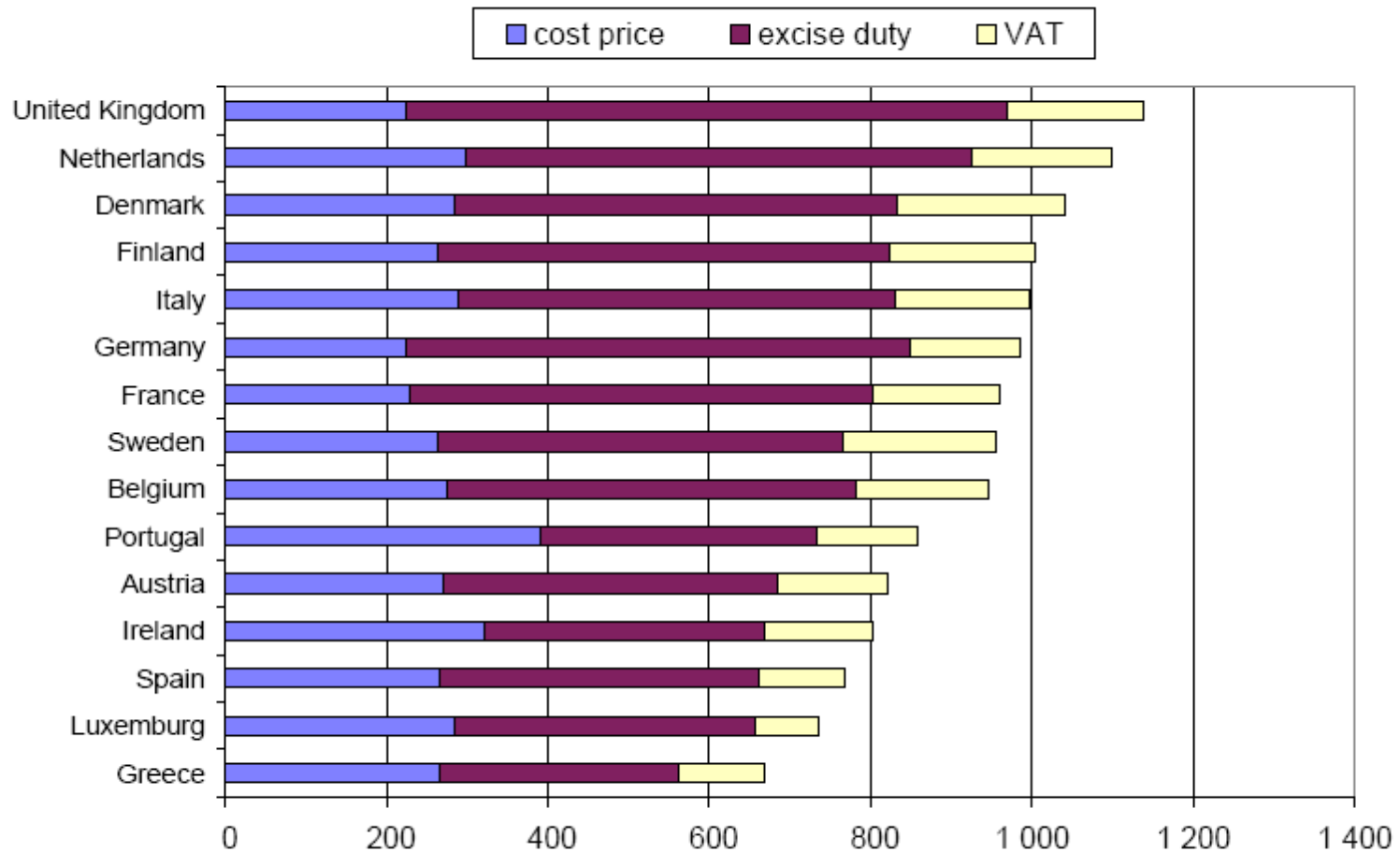
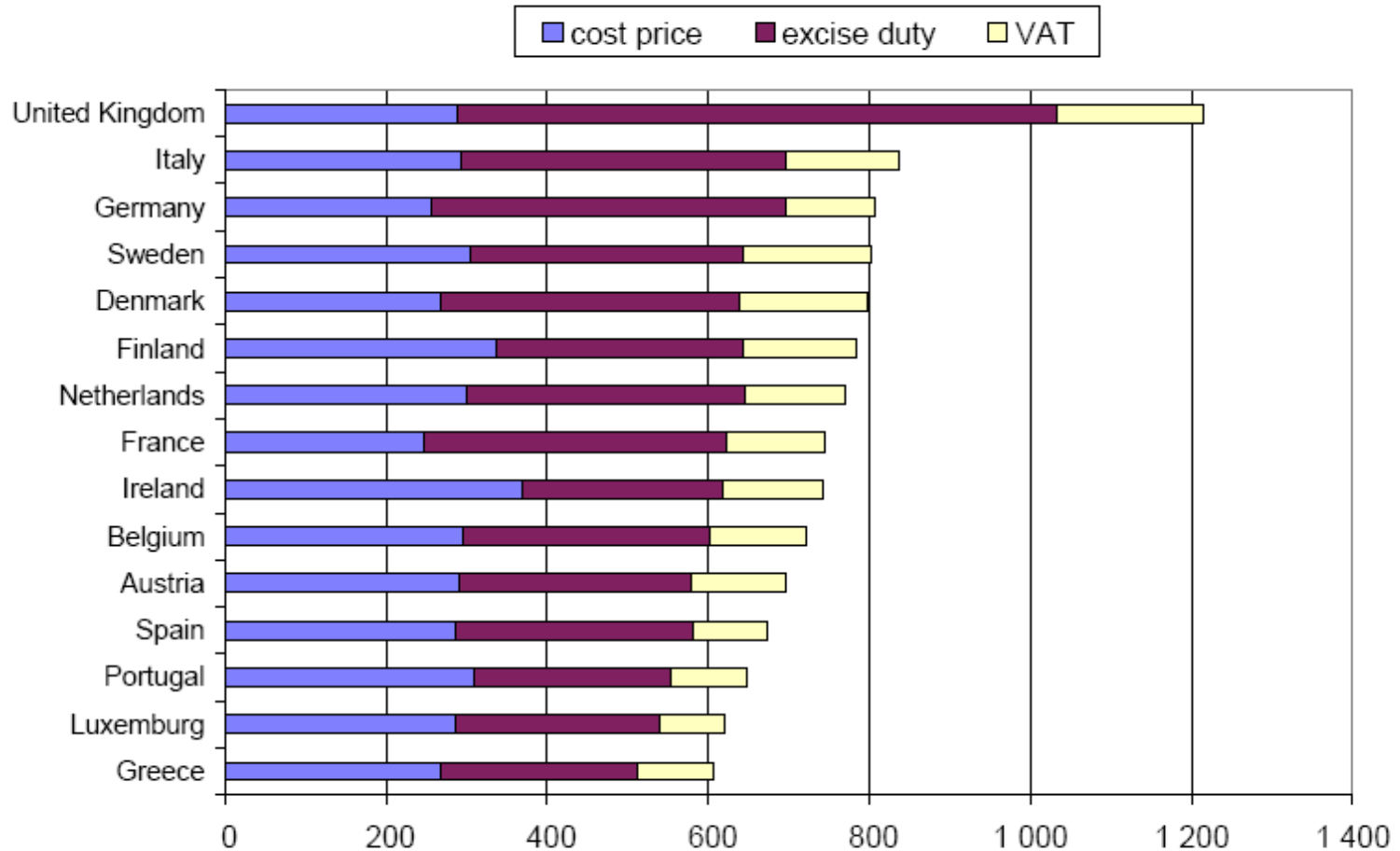


Figure 3: Unleaded petrol price per EU Member State, January 2002 (EUR per 1 000 litres)



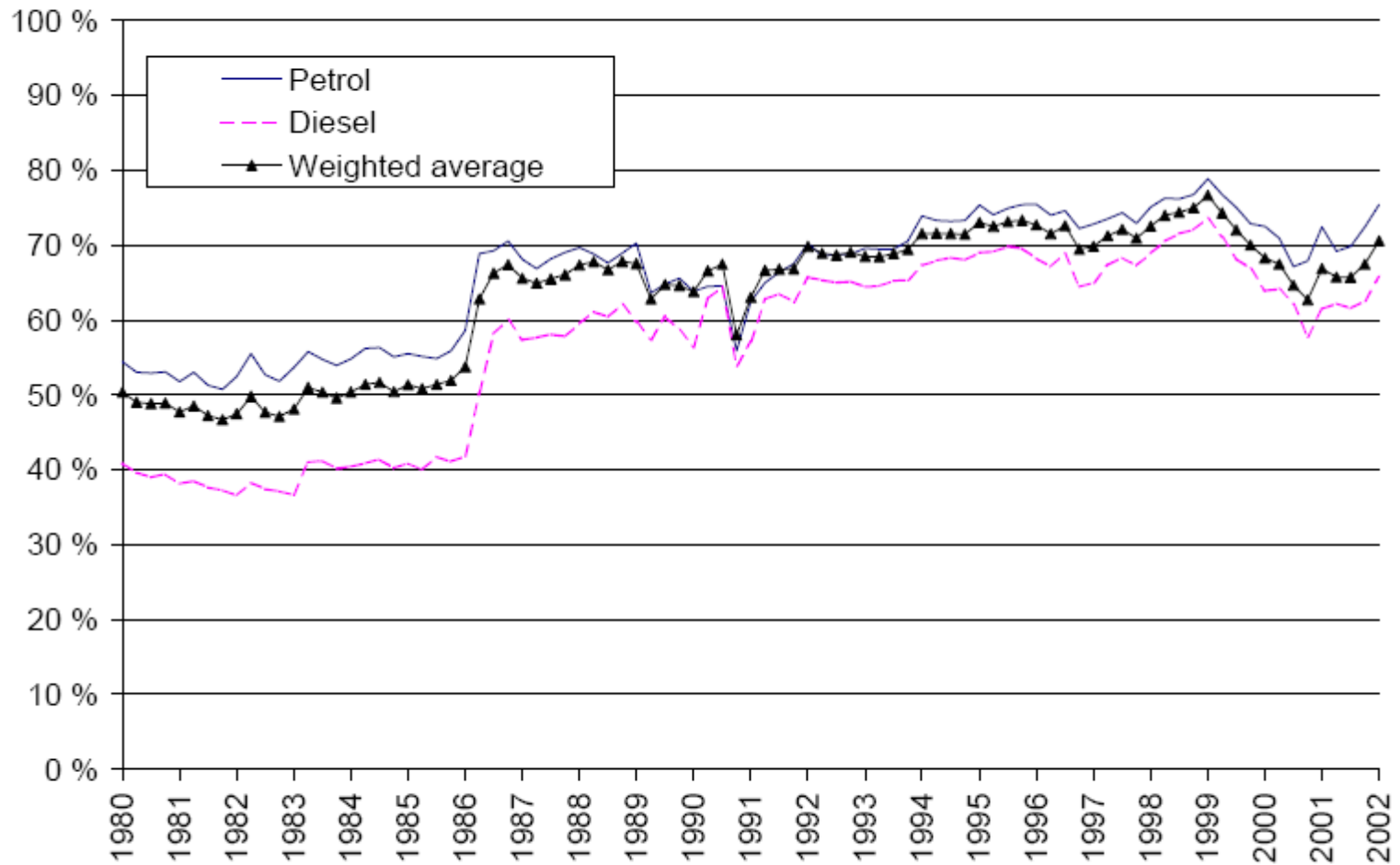
Source: Eurostat, different volumes.

Figure 4: Diesel price per EU Member State, January 2002 (EUR per 1 000 litres)



Source: Eurostat, different volumes.

Figure 2: Average EU-15 share of VAT and excise duty, 1980–2002



Source: Eurostat, different volumes.

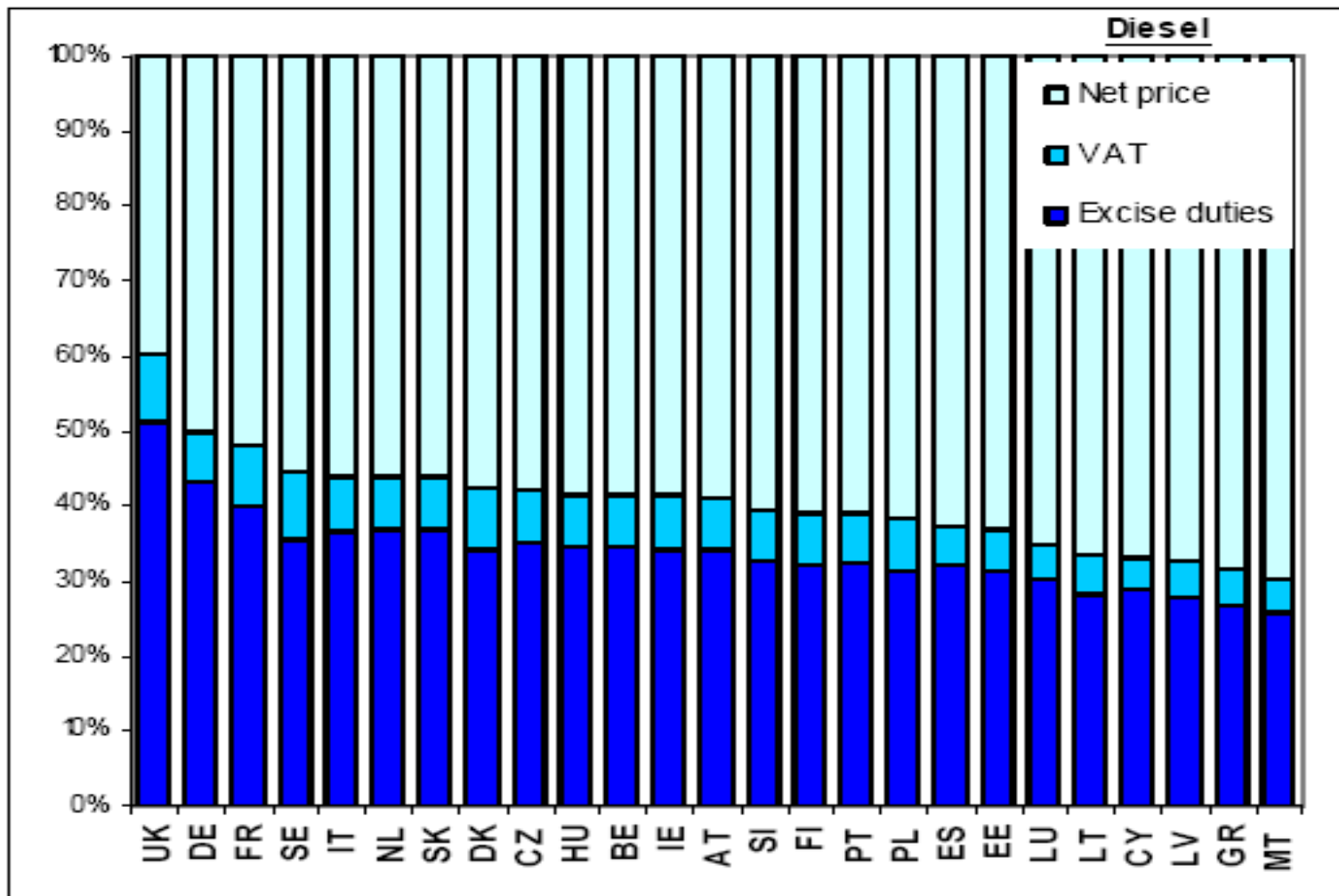


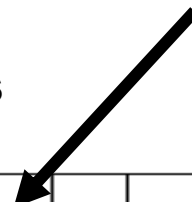
Fig. 4: Share of VAT, excise duties and net price for diesel in EU countries (19/12/2005)

	A	B	DK	FI	FR	GE	GR	ICL	IRL	IT	L	NL	NO	P	SP	SW	UK
Air/Energy																	
Carbon dioxide*			1992	1990		1999				1999		1992	1991			1991	2001
Sulphur dioxide																	
Nitrogenoxides																	
Fuels																	
Sulphur in fuels																	
Transport																	
Car sales and use																	
Diff. annual car tax																	
Water																	
Water effluent																	
Waste																	
Waste-end																	
Dangerous waste																	
Noise																	
Aviation noise																	
Products																	
Tyres																	
Disp. razors																	
Beverage cont.																	
Disp. Cameras																	
Packaging																	
Bags																	
Disp. Tableware																	
Pesticides																	
CFCS																	
Batteries																	
Light bulbs																	
PVC/phtalates																	
Lubrication oil																	
Fertilisers																	
Paper, board																	
Polyethene																	
Solvents																	
Minerals (P, N)																	
Resources																	
Raw materials																	

existing in 1996 new in 2000

* Year of introduction

Non-fuel-related tax and charges



		Austria	Belgium	Denmark	Finland	France	Germany	Greece	Ireland	Italy	Luxembourg	Netherlands	Portugal	Spain	Sweden	UK	EU total
Non-fuel-related tax and charges																	
Air pollution / Euroclass	Road — passenger		✓	✓			✓					✓		✓		✓	5
	Road — vans			✓								✓					1
	Road — freight	✓	✓	✓			✓				✓	✓		✓	✓	✓	9
	Rail transport				✓												1
	Air transport														✓		1
	Water transport				✓								✓	✓	✓	✓	✓
Climate change / fuel consumption / CO ₂ emission	Road — passenger	✓		✓			✓					✓				✓	4
	Road — freight																
	Rail transport				✓		✓										2
	Air transport																
Noise	Water transport																
	Road — passenger																
	Road — freight	✓					✓										2
	Rail transport																
	Air — dB/night charges		✓/✓			✓/✓	✓/✓				✓	✓/✓			✓	✓/✓	12
Congestion	Water transport																
	Road transport					✓											1
	Rail transport																
	Air transport														✓		1
Distance-related charging	Water transport																
	Road — passengers					✓				✓		✓	✓				4
Urban charging	Road — freight	✓				✓				✓		✓	✓				5
	Road transport														✓	✓	2
Fuel	Rail transport																
	tax break on low-sulphur petrol or diesel		✓	✓	✓		✓					✓			✓	✓	7
Total number of measures		4	5	5	4	5	8	0	0	2	2	5	3	5	7	8	63
Carbon tax on diesel and petrol					✓					✓							